

Ghost Walk on the Isle of Skye

The Curse of Castle Dunscaith

MOVEMENT

UP arrow key moves forward. DOWN arrow key moves backward.
Mouse turns right or left a full 360 degrees.

You can walk back and forth throughout the castle and grounds.

GET OR DO SOMETHING

When you see the hand on the screen you can select an object using the LEFT mouse button. It may be something like a door that you can open by clicking the left mouse button. If it's an item it will be put into your inventory.



SHOW INVENTORY

Press the RIGHT mouse button to view. Click **LEAVE** to return.

GET SOMETHING FROM INVENTORY

Use the LEFT mouse button to select an item.

The item held in your hand indicates that you may be able to use the item, but it will only appear on the game screen if you are at a place that it can be used.



USING SOMETHING FROM INVENTORY

This shows an item selected from inventory.



It will only appear in a place where it can be used.

THROWING THINGS

Press the Left Mouse Button to throw an object that you have in your hand.

SAVE GAME

The last three games can be saved. You can key a name to identify the saved game.

RESTORE A SAVED GAME

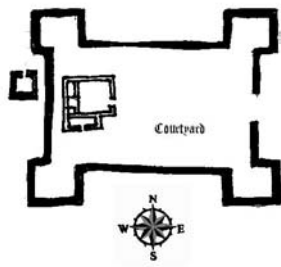
Click on one of the screen image s that was created when you saved the game.

EXIT GAME PLAY

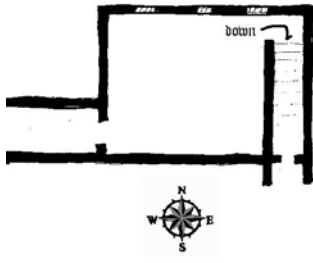
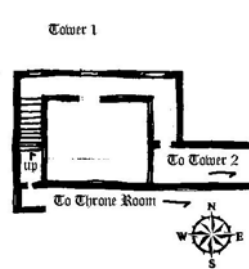
Press ESC to return to the menu.

RETURN

There is a **RETURN** button on the Menu. If you pressed ESC by mistake, click on it to return without losing anything that you did.



Tower 2



Dungeon Entrance

